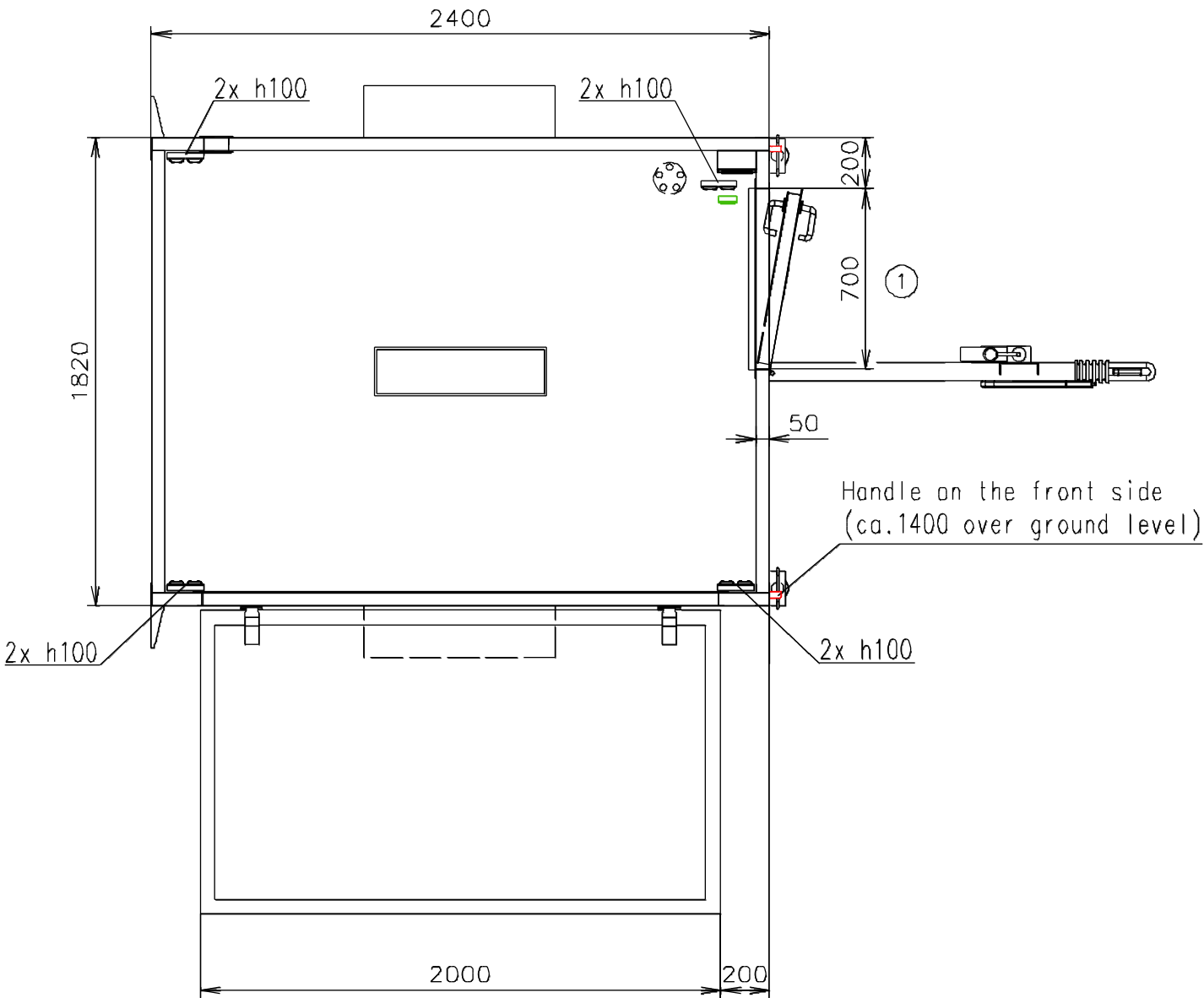


Connection hoses and cables	
Water hose:	✗
Waste water hose:	✗
Electric cable:	✓

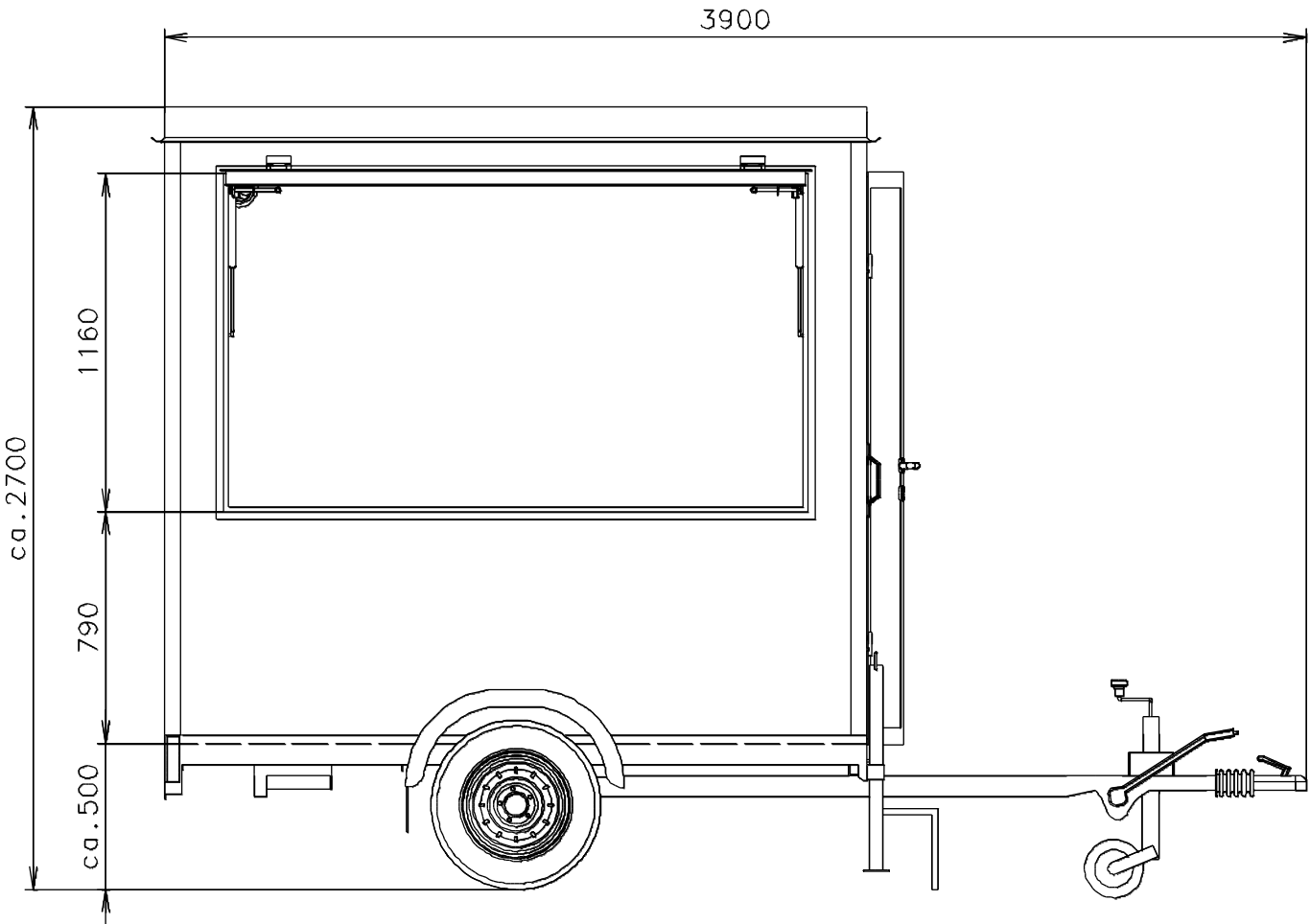









Notes:

Interior height:	2100 mm	Total weight:	750 kg
Color:	RAL 9010	Tare weight-estimate:	500 kg
Floor:	PVC gray	Centre of wheels from rear side:	1100 mm
Date:	14.10.2015	Wheels:	165/70 R13
<div>EUROWAGON</div>		Drawing number:	
		SALE1-24-2_1/2	

(Cabling and piping is not shown on the 3D views and drawings)

Connection hoses and cables	
Water hose:	✗
Waste water hose:	✗
Electric cable:	✓



-  Electric connection (on the chassis) (230V-16A)
-  Double power point
-  Light switch
-  Switch board (under roof)
-  Droplight
-  Ventilation ø120
-  Stairs Type 17

Notes:

Interior height:	2100 mm	Total weight:	750 kg
Color:	RAL 9010	Tare weight-estimate:	500 kg
Floor:	PVC gray	Centre of wheels from rear side:	1100 mm
Date:	14.10.2015	Wheels:	165/70 R13
<div>EUROWAGON</div>		Drawing number:	
		SALE1-24-2_2/2	

(Cabling and piping is not shown on the 3D views and drawings)