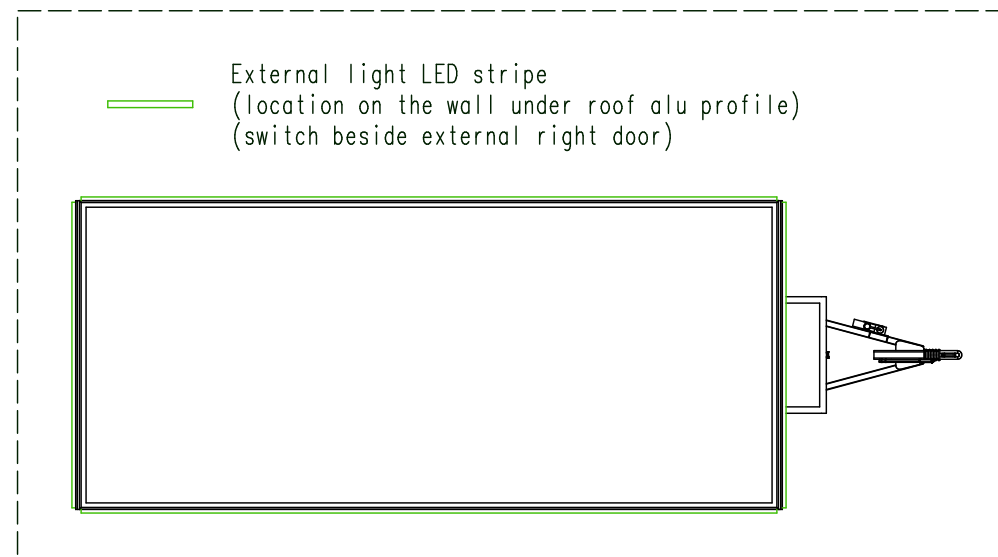
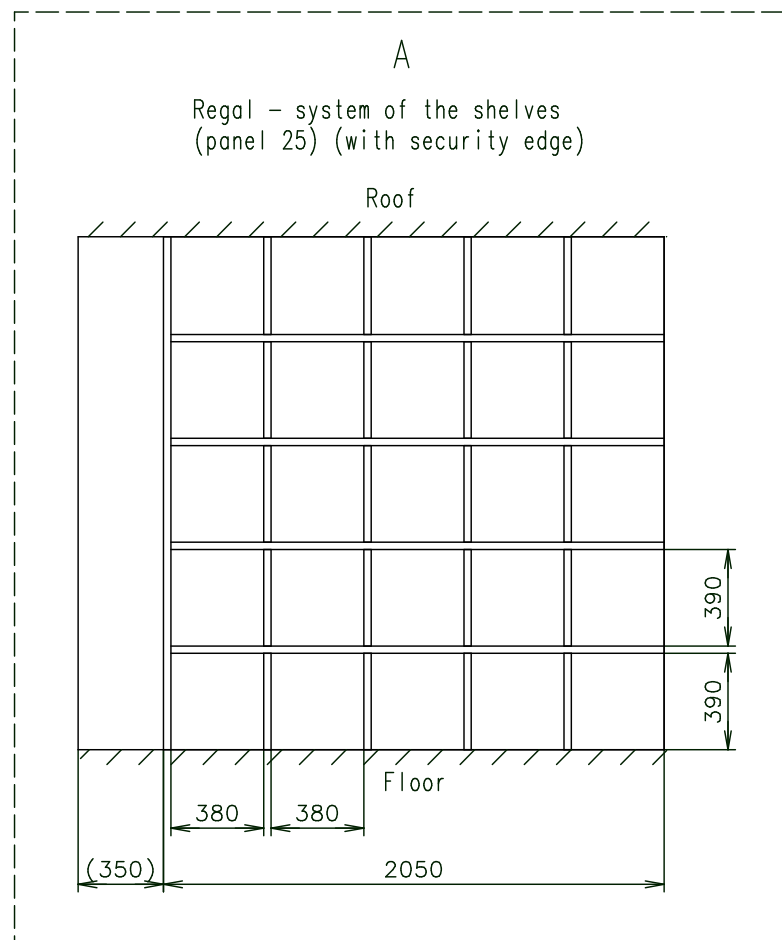
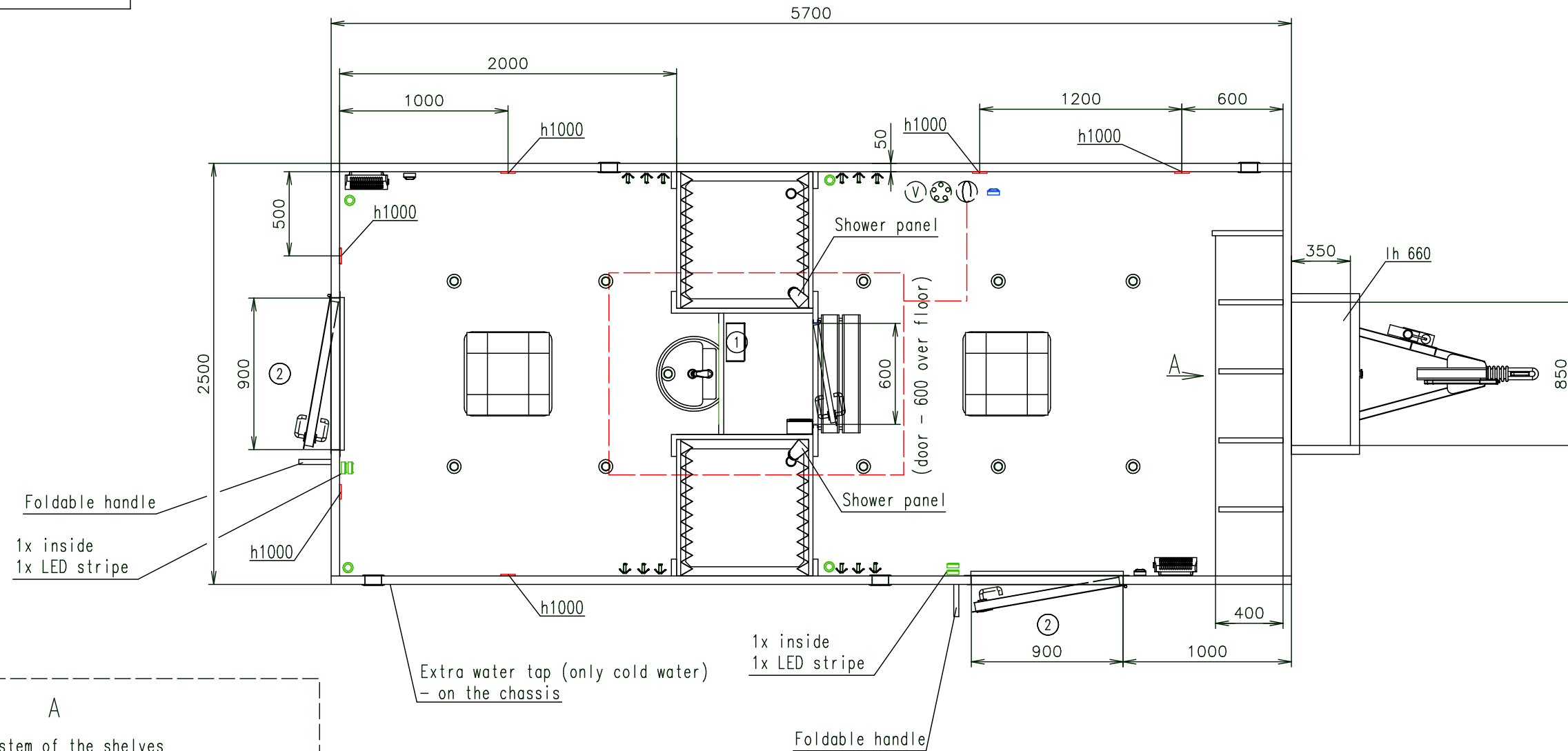


Connection hoses and cables	
Water hose:	✓ heated
Waste water hose:	✗
Electric cable:	✓



Notes:

Interior height:	2100 mm	Total weight:	2600 kg
Color:	RAL 3000 (folio)	Tare weight-estimate:	1600 kg
Floor:	PVC black	Centre of wheels from rear side:	2790 mm
Date:	20.11.2019	Wheels:	165 R13C

**EUROWAGON**

Drawing number:

2682-57-2\_1/2

(Cabling and piping is not shown on the 3D views and drawings)

Connection hoses and cables	
Water hose:	✓ heated
Waste water hose:	✗
Electric cable:	✓

Ⓥ Water connection 3/4" (on the chassis)

Ⓢ Electric connection (on the chassis) (400V-32A)

Ⓣ Effluent connection 6/4"

Ⓞ Spot light

— External LED stripe

▬ Heating (500W)

Ⓜ Power point

Ⓜ Power point - outdoor (on the chassis)

↑ Clothes hanger

— Light switch

Ⓜ Switch board (1200 over floor)

Ⓞ Floor drain hole

□ Shower (800x800) Cola

Ⓢ Wash-basin Kolo (450x370)  
+ standard water tap

▭ Waste-water tank (under floor)  
(l1750 x w1200 x h180 = 300l)  
+ float sensor + indicator

— Mirror (600x600)

Ⓜ Ventilation ø120

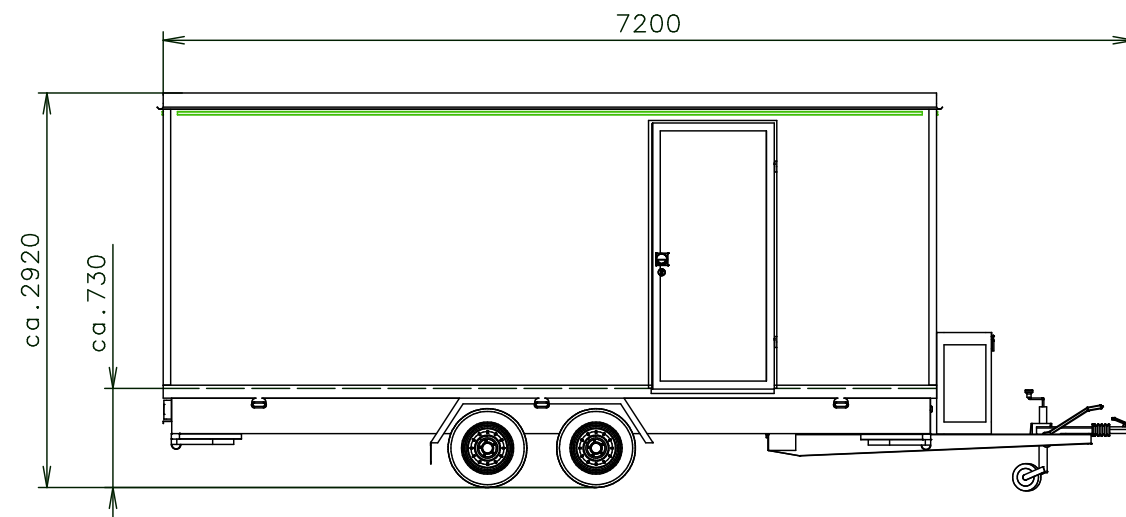
Ⓜ Roof window Dometic (400x400)

Ⓜ Wooden bench

— Fixing eye

① Electric water heater - Stiebel Eltron DHB-E 18 SL

② Foldable stairs Serena + feet



(Cabling and piping is not shown on the 3D views and drawings)

Notes:

Interior height:	2100 mm	Total weight:	2600 kg
Color:	RAL 3000 (folio)	Tare weight-estimate:	1600 kg
Floor:	PVC black	Centre of wheels from rear side:	2790 mm
Date:	20.11.2019	Wheels:	165 R13C

**EUROWAGON**

Drawing number:

2682-57-2\_2/2