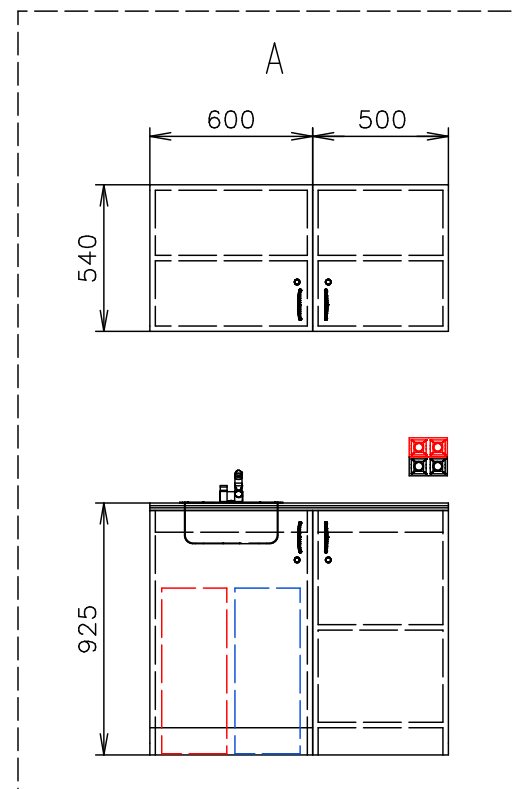
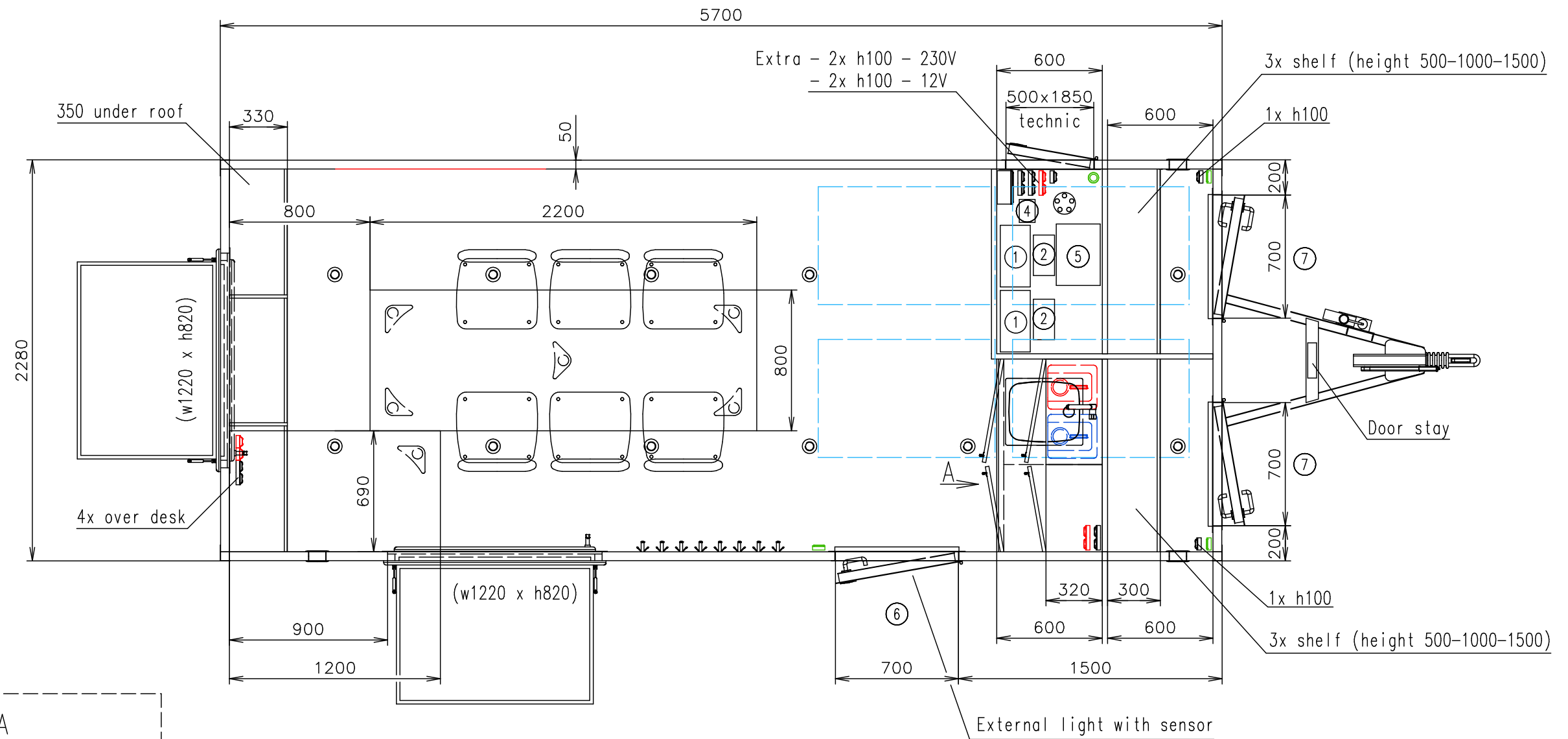


Connection hoses and cables	
Water hose:	✗
Waste water hose:	✗
Electric cable:	✓



(Cabling and piping is not shown on the 3D views and drawings)











Notes: 3x entry door - lockable with key from inside and outside

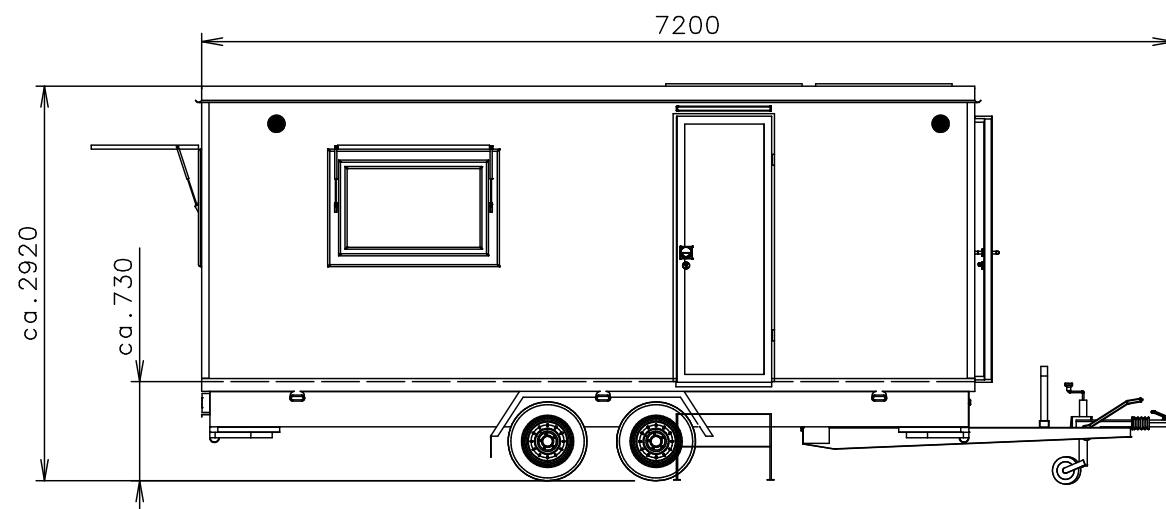
Interior height:	2100 mm	Total weight:	2600 kg
Color:	RAL 7042 (grey)	Tare weight-estimate:	1500 kg
Floor:	PVC Jupiter 142704	Centre of wheels from rear side:	2950 mm
Date:	14.1.2019	Wheels:	165 R13C

EUROWAGON

Drawing number:
3118-57-2_1/2 (Medium Cargo)

Connection hoses and cables	
Water hose:	✗
Waste water hose:	✗
Electric cable:	✓

-  Electric connection (through the floor) (230V-16A)
-  Power point
-  Power point 12V
-  Light switch
-  Switch board (1200 over floor)
-  LED spotlight
-  Solar panel
-  Floor drain hole
-  Kitchen sink Alveus Basic 10 + switching water tap + 12V pump (only cold water)
-  Waste-water tank 30l
-  Water tank 30l
-  Window opening inside (870 over floor) + shutter
-  Ventilation ø120
-  Chair
-  Desk permanent fixed
-  Shelf
-  Clothes hanger
-  Cork noticeboard (1200x800)
- ① Battery Banner Energy Bull 110Ah (12V)
- ② Charger Multi XS 10A
- ④ Regulator MPPT EPSOLAR XTRA 100V/30A
- ⑤ Inverter 12V=>230V (1000W) (for power points over desk and kitchen working desk)
- ⑥ Standard free standing stairs
- ⑦ Without stairs



(Cabling and piping is not shown on the 3D views and drawings)

Notes: 3x entry door - lockable with key from inside and outside

Interior height:	2100 mm	Total weight:	2600 kg
Color:	RAL 7042 (grey)	Tare weight-estimate:	1500 kg
Floor:	PVC Jupiter 142704	Centre of wheels from rear side:	2950 mm
Date:	14.1.2019	Wheels:	165 R13C

EUROWAGON

Drawing number:
3118-57-2_2/2 (Medium Cargo)