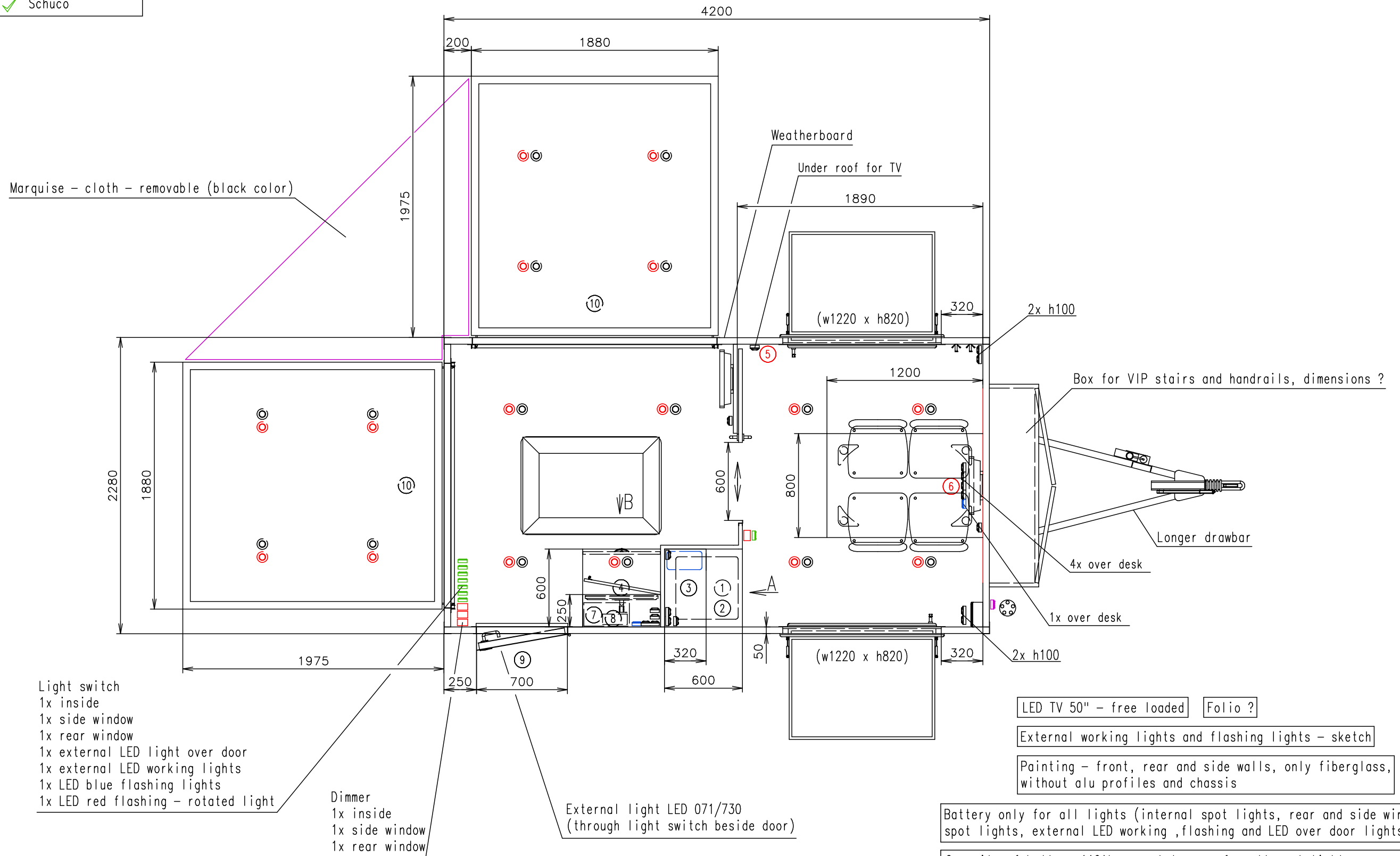


Connection hoses and cables	
Water hose:	✗
Waste water hose:	✗
Electric cable:	✓ Schuco



Notes:

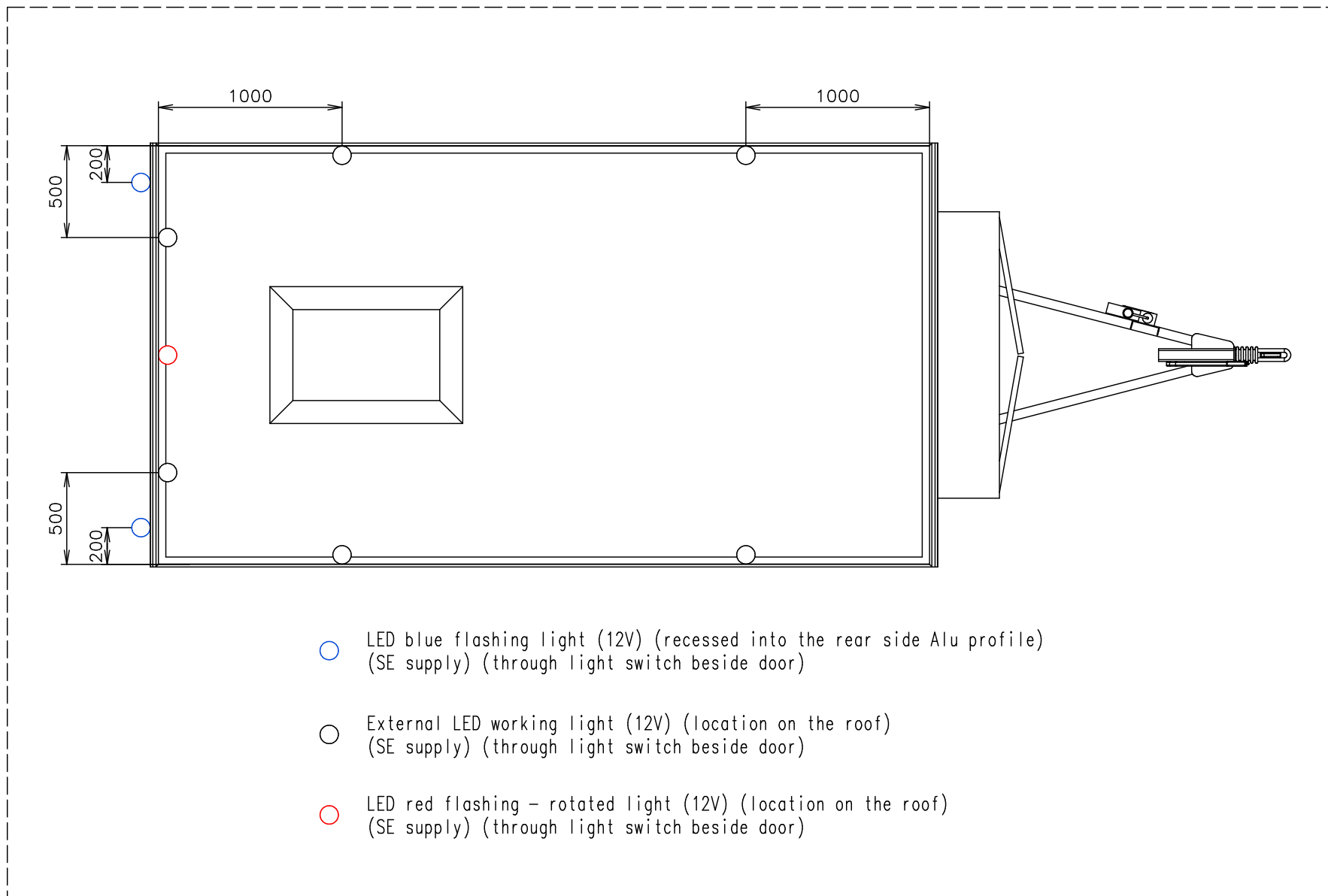
Interior height:	2100 mm	Total weight:	2600 kg
Color:	RAL 3020 (red) + folio	Tare weight-estimate:	1500 kg
Floor:	PVC black	Centre of wheels from rear side:	2040 mm
Date:	12.7.2018	Wheels:	185 R14C

EUROWAGON

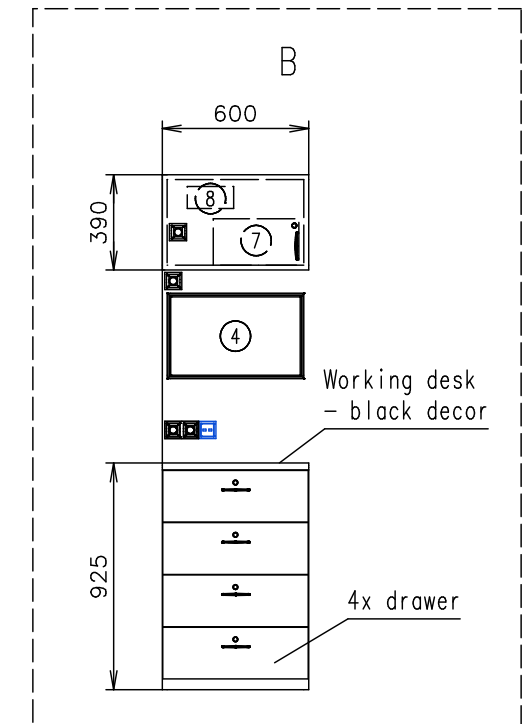
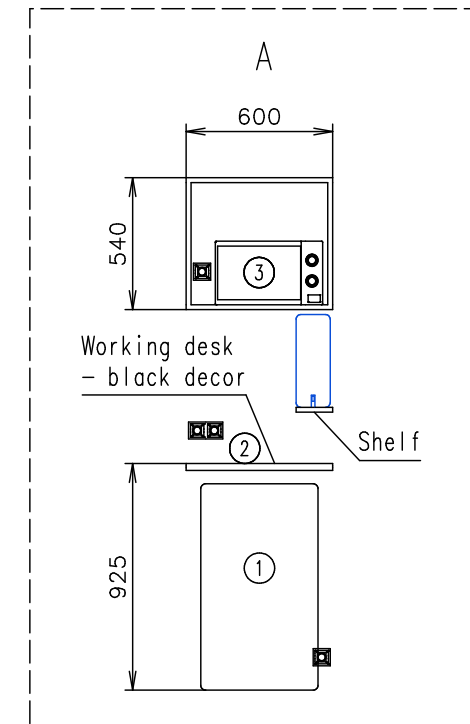
Drawing number:
3006-42-3_1/3 (WestBay)

(Cabling and piping is not shown on the 3D views and drawings)

Connection hoses and cables	
Water hose:	✗
Waste water hose:	✗
Electric cable:	✓ Schuco



- LED blue flashing light (12V) (recessed into the rear side Alu profile) (SE supply) (through light switch beside door)
- External LED working light (12V) (location on the roof) (SE supply) (through light switch beside door)
- LED red flashing - rotated light (12V) (location on the roof) (SE supply) (through light switch beside door)



LED TV 50" - free loaded Folio ?

External working lights and flashing lights - sketch

Painting - front, rear and side walls, only fiberglass, without alu profiles and chassis

Battery only for all lights (internal spot lights, rear and side windows spot lights, external LED working, flashing and LED over door lights)

Capacity of battery 110Ah - needed power for all spot lights and external light over door = ca.110W and for external lights from SE = ?

Notes:













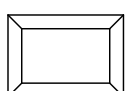





Interior height:	2100 mm	Total weight:	2600 kg
Color:	RAL 3020 (red) + folio	Tare weight-estimate:	1500 kg
Floor:	PVC black	Centre of wheels from rear side:	2040 mm
Date:	12.7.2018	Wheels:	185 R14C

EUROWAGON

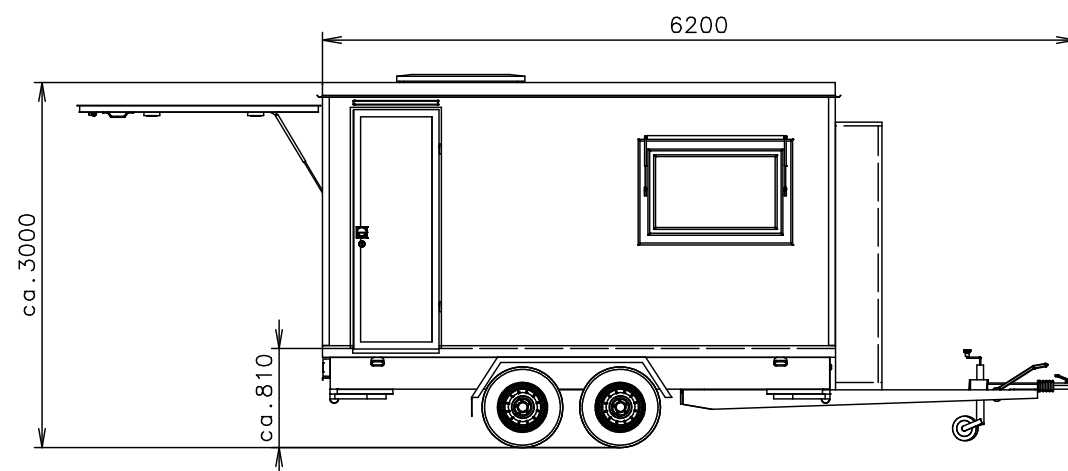
Drawing number:
3006-42-3_2/3 (WestBay)

(Cabling and piping is not shown on the 3D views and drawings)

Connection hoses and cables	
Water hose:	✗
Waste water hose:	✗
Electric cable:	✓ Schuco

-  Electric connection (230V-16A)
(on the wall ca.1000 over ground level)
-  Power point
-  Double power point
-  Network connection (outlet)
-  External network connection (inlet)
-  Light switch
-  Dimmer
-  Switch board (under roof)
-  Heating (750W)
-  Spot light - RED
-  Spot light - dimmable
-  Water tank 10l with tap
(on the shelf, fixed by strap)
-  Roof window Dometic Heki 2
-  Window opening inside (870 over floor) + shutter
-  Chair
-  Desk - removable
(1200x800) (4x foot)
-  Clothes hanger
-  White noticeboard (1500x1000)

- ① Fridge
- ② Coffee machine
- ③ Microwave
- ④ LED TV (24") - under top cupboard
- HDMI cable (extra ca.0,5m) go to position 6
- ⑤ HDMI cabel (extra ca.1m) - under roof - go to position 6
- ⑥ Cables from positions 4 and 5 (extra ca.1m) - over desk
- ⑦ Battery Banner Energy Bull 110Ah (12V) (in the top cupboard)
- ⑧ Charger Multi XS 10A (in the top cupboard)
- ⑨ Standard hanging stairs - long
- ⑩ VIP stairs (1 part) + 2x handrail



(Cabling and piping is not shown on the 3D views and drawings)

LED TV 50" - free loaded Folio ?

External working lights and flashing lights - sketch

Painting - front, rear and side walls, only fiberglass, without alu profiles and chassis

Battery only for all lights (internal spot lights, rear and side windows spot lights, external LED working ,flashing and LED over door lights)

Capacity of battery 110Ah - needed power for all spot lights and external light over door = ca.110W and for external lights from SE = ?

Notes:

Interior height:	2100 mm	Total weight:	2600 kg
Color:	RAL 3020 (red) + folio	Tare weight-estimate:	1500 kg
Floor:	PVC black	Centre of wheels from rear side:	2040 mm
Date:	12.7.2018	Wheels:	185 R14C

EUROWAGON

Drawing number:
3006-42-3_3/3 (WestBay)