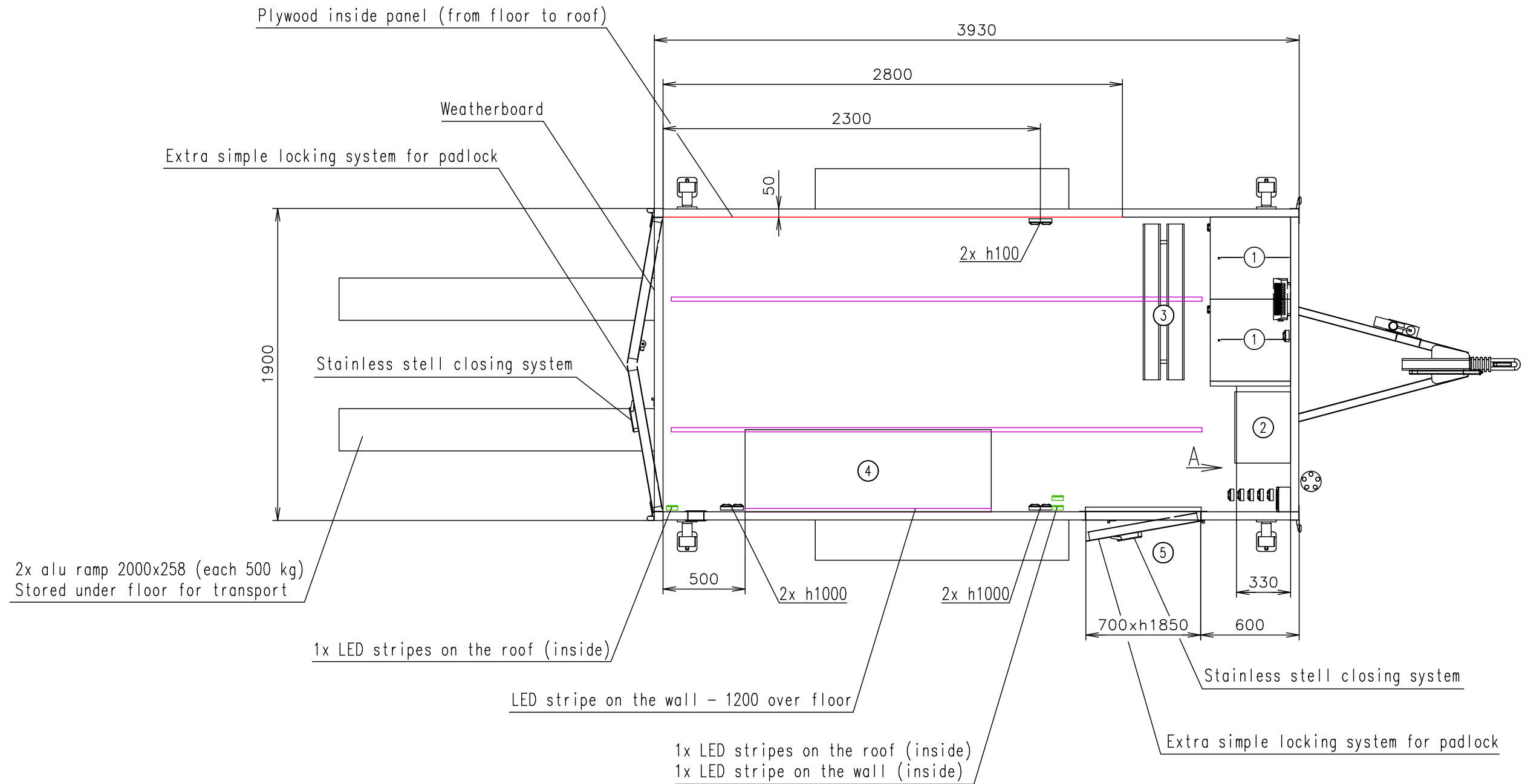


Connection hoses and cables	
Water hose:	✗
Waste water hose:	✗
Electric cable:	✓ Schuco



Shelf system (100 kg) - on the left side ,100 mm from rear, height? - SE supply

Notes: Cupboard with drawers - under working desk (location?) - SE supply

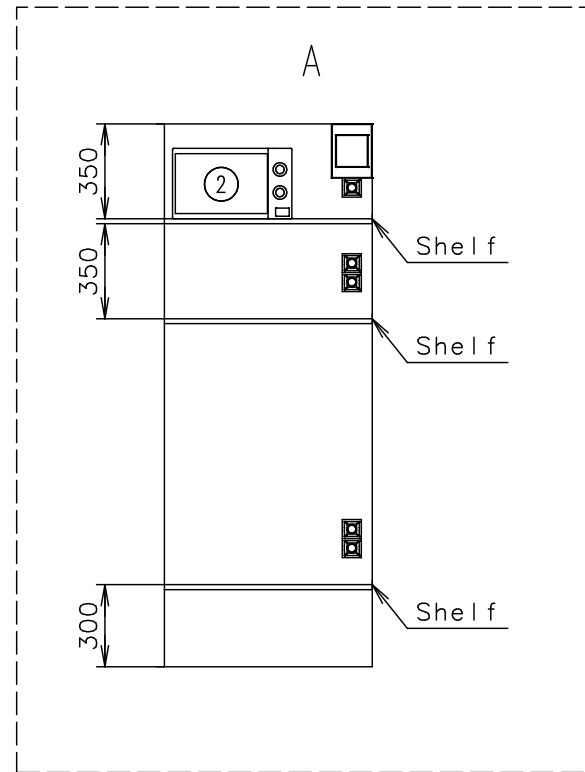
Interior height:	2000 mm	Total weight:	2500 kg
Color:	RAL 9010	Tare weight-estimate:	1100 kg
Floor:	Alu floor	Centre of wheels from rear side:	1590 mm
Date:	4.1.2017	Wheels:	165 R13C









EUROWAGON

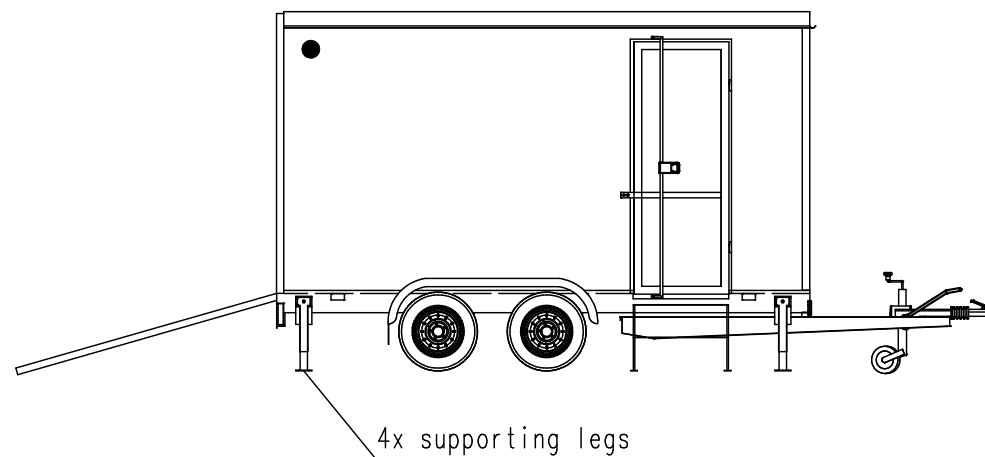
Drawing number:
2824-40-1_1/2 (WestBay)

(Cabling and piping is not shown on the 3D views and drawings)

Connection hoses and cables	
Water hose:	✗
Waste water hose:	✗
Electric cable:	✓ Schuco



-  Electric connection (230V-16A)
(on the wall ca.1000 over ground level)
-  Power point
-  Double power point
-  Light switch
-  Switch board (under roof)
-  LED stripe
-  Heating (500W)
-  Ventilation ø120
- ① Cupboard (sheet metal) (500x490x1700)
- ② Microwave
- ③ Wooden bench – free standing (l 950)
(for transport free loaded)
- ④ Working desk (1500 x 500) (height 950) – SE supply



(Cabling and piping is not shown on the 3D views and drawings)

Shelf system (100 kg) – on the left side ,100 mm from rear, height? – SE supply

Notes: Cupboard with drawers – under working desk (location?) – SE supply

Interior height:	2000 mm	Total weight:	2500 kg
Color:	RAL 9010	Tare weight-estimate:	1100 kg
Floor:	Alu floor	Centre of wheels from rear side:	1590 mm
Date:	4.1.2017	Wheels:	165 R13C

EUROWAGON

Drawing number:
2824-40-1_2/2 (WestBay)